

Zadar, 19.10.2019

REZULTATI KATEGORIJE

| Pos. | Bib | Name | Year | Avg.Speed | RESULT | Top | Prev |
|------|-----|------|------|-----------|--------|-----|------|
|------|-----|------|------|-----------|--------|-----|------|

Granfondo Falkensteiner Borik (115 km)












Junior Men

| | | | | | | | |
|-----|----|---|------|------------|------------------|----------|----------|
| 1. | 23 |  Nicolas GOJKOVIĆ | 2004 | 37.55 km/h | 3:03:46,0 | -- | -- |
| 2. | 82 |  Rok PAJEK | 1994 | 37.54 km/h | 3:03:47,0 | +01,0 | +01,0 |
| 3. | 45 |  Matej MERCINA | 1995 | 37.54 km/h | 3:03:47,0 | +01,0 | +00,0 |
| 4. | 53 |  Bruno PAŠKALIN | 2002 | 37.54 km/h | 3:03:47,0 | +01,0 | +00,0 |
| 5. | 29 |  Jure JANC | 1997 | 37.54 km/h | 3:03:48,0 | +02,0 | +01,0 |
| 6. | 30 |  Josip JURAS | 2004 | 37.54 km/h | 3:03:48,0 | +02,0 | +00,0 |
| 7. | 65 |  Roko ŠESTAN | 2004 | 37.53 km/h | 3:03:49,0 | +03,0 | +01,0 |
| 8. | 7 |  Karlo BRAJDIĆ | 1994 | 37.53 km/h | 3:03:49,0 | +03,0 | +00,0 |
| 9. | 5 |  Gašper BEVC | 1990 | 37.53 km/h | 3:03:49,0 | +03,0 | +00,0 |
| 10. | 60 |  Bernard SAMARDŽIĆ | 1996 | 36.78 km/h | 3:07:34,0 | +3:48,0 | +3:45,0 |
| 11. | 37 |  Domagoj KOŠTIČ | 1990 | 35.92 km/h | 3:12:04,0 | +8:18,0 | +4:30,0 |
| 12. | 42 |  Ivan MAROJEVIĆ | 1990 | 34.46 km/h | 3:20:13,0 | +16:27,0 | +8:09,0 |
| 13. | 15 |  Paško DUILO | 2003 | 34.00 km/h | 3:22:57,0 | +19:11,0 | +2:44,0 |
| 14. | 73 |  Luka VELIC | 1994 | 33.98 km/h | 3:23:01,0 | +19:15,0 | +04,0 |
| 15. | 67 |  Josip ŠKUGOR | 1993 | 33.75 km/h | 3:24:24,0 | +20:38,0 | +1:23,0 |
| 16. | 25 |  Paulo GRGIĆ | 2004 | 30.70 km/h | 3:44:45,0 | +40:59,0 | +20:21,0 |

Master Men








| | | | | | | | |
|-----|----|--|------|------------|------------------|----------|----------|
| 1. | 18 |  Hermann FINK | 1963 | 37.55 km/h | 3:03:45,0 | -- | -- |
| 2. | 1 |  Assen ASSENOV | 1960 | 37.54 km/h | 3:03:46,0 | +01,0 | +01,0 |
| 3. | 46 |  Dietmar MIHALITS | 1973 | 37.54 km/h | 3:03:47,0 | +02,0 | +01,0 |
| 4. | 26 |  Johhanes HACKL | 1962 | 37.54 km/h | 3:03:48,0 | +03,0 | +01,0 |
| 5. | 27 |  Peter HERZ | 1958 | 34.94 km/h | 3:17:27,0 | +13:42,0 | +13:39,0 |
| 6. | 13 |  Milovan DOMLJANOVIĆ | 1964 | 33.95 km/h | 3:23:12,0 | +19:27,0 | +5:45,0 |
| 7. | 76 |  Pipo WILLDAUER | 1970 | 33.66 km/h | 3:24:59,0 | +21:14,0 | +1:47,0 |
| 8. | 17 |  Herbert FERSTL | 1964 | 33.64 km/h | 3:25:05,0 | +21:20,0 | +06,0 |
| 9. | 40 |  Marko LEKOVIC | 1969 | 33.33 km/h | 3:26:59,0 | +23:14,0 | +1:54,0 |
| 10. | 81 |  Miljenko HABULAN | 1969 | 33.32 km/h | 3:27:05,0 | +23:20,0 | +06,0 |
| 11. | 80 |  Klaus FLEISSNER | 1959 | 31.42 km/h | 3:39:34,0 | +35:49,0 | +12:29,0 |
| 12. | 61 |  Gunter SCHWAIGER | 1956 | 30.65 km/h | 3:45:05,0 | +41:20,0 | +5:31,0 |
| 13. | 19 |  Grgo FRANIN PEČARICA | 1972 | 30.25 km/h | 3:48:02,0 | +44:17,0 | +2:57,0 |

Senior Men





| | | | | | | | |
|-----|----|--|------|------------|------------------|----------|----------|
| 1. | 78 |  Damjan ZUPANC | 1977 | 37.63 km/h | 3:03:20,0 | -- | -- |
| 2. | 20 |  Marko FRŽOP | 1979 | 37.54 km/h | 3:03:47,0 | +27,0 | +27,0 |
| 3. | 57 |  Damjan HORVAT | 1981 | 37.54 km/h | 3:03:48,0 | +28,0 | +01,0 |
| 4. | 10 |  Ivan ČULAR | 1981 | 37.53 km/h | 3:03:50,0 | +30,0 | +02,0 |
| 5. | 31 |  Perica KIŠIČEK | 1986 | 37.52 km/h | 3:03:54,0 | +34,0 | +04,0 |
| 6. | 34 |  Vedran KORDIĆ | 1983 | 35.94 km/h | 3:11:57,0 | +8:37,0 | +8:03,0 |
| 7. | 33 |  Denis KLEKOVIĆ | 1983 | 35.94 km/h | 3:11:58,0 | +8:38,0 | +01,0 |
| 8. | 11 |  Ossi DEUTSCHMANN | 1974 | 35.94 km/h | 3:11:58,0 | +8:38,0 | +00,0 |
| 9. | 70 |  Siniša ŠTAMBUK | 1975 | 35.94 km/h | 3:11:59,0 | +8:39,0 | +01,0 |
| 10. | 41 |  Aljoša LIJIĆ | 1983 | 35.94 km/h | 3:12:00,0 | +8:40,0 | +01,0 |
| 11. | 71 |  Kosta TEOFILOV | 1974 | 33.96 km/h | 3:23:10,0 | +19:50,0 | +11:10,0 |
| 12. | 74 |  Zeljko VUCETIC | 1986 | 33.96 km/h | 3:23:11,0 | +19:51,0 | +01,0 |

Zadar, 19.10.2019

REZULTATI KATEGORIJE

| Pos. | Bib | Name | Year | Avg.Speed | RESULT | Top | Prev |
|------|-----|---|------|------------|------------------|----------|---------|
| 13. | 79 |  Alen MOSE | 1975 | 33.66 km/h | 3:25:00,0 | +21:40,0 | +1:49,0 |
| 14. | 36 |  Alen KOSTELAC | 1986 | 33.47 km/h | 3:26:08,0 | +22:48,0 | +1:08,0 |
| 15. | 66 |  Željko ŠKARA | 1976 | 33.33 km/h | 3:27:01,0 | +23:41,0 | +53,0 |
| 16. | 39 |  Saša KULAUZUVIĆ | 1982 | 33.33 km/h | 3:27:01,0 | +23:41,0 | +00,0 |
| 17. | 44 |  Mile MATIĆ | 1978 | 33.32 km/h | 3:27:03,0 | +23:43,0 | +02,0 |
| 18. | 3 |  Mario BALIĆ | 1985 | 32.65 km/h | 3:31:19,0 | +27:59,0 | +4:16,0 |
| 19. | 72 |  Nikica TEOFILOV | 1976 | 31.42 km/h | 3:39:35,0 | +36:15,0 | +8:16,0 |

Women

| | | | | | | | |
|----|----|---|------|------------|------------------|----------|----------|
| 1. | 58 |  Mia RADOTIĆ | 1984 | 37.54 km/h | 3:03:47,0 | -- | -- |
| 2. | 35 |  Branka KOSTELAC | 1981 | 33.47 km/h | 3:26:09,0 | +22:22,0 | +22:22,0 |
| 3. | 9 |  Ivana CUKOR | 1983 | 30.65 km/h | 3:45:04,0 | +41:17,0 | +18:55,0 |
| 4. | 2 |  Natalija BAKULA | 1995 | 29.77 km/h | 3:51:45,0 | +47:58,0 | +6:41,0 |

Rezultatov: 52

BIB: - 52, 68, 69 - DQ (skraćenje staze)

- 22, 48, 49 - DNF